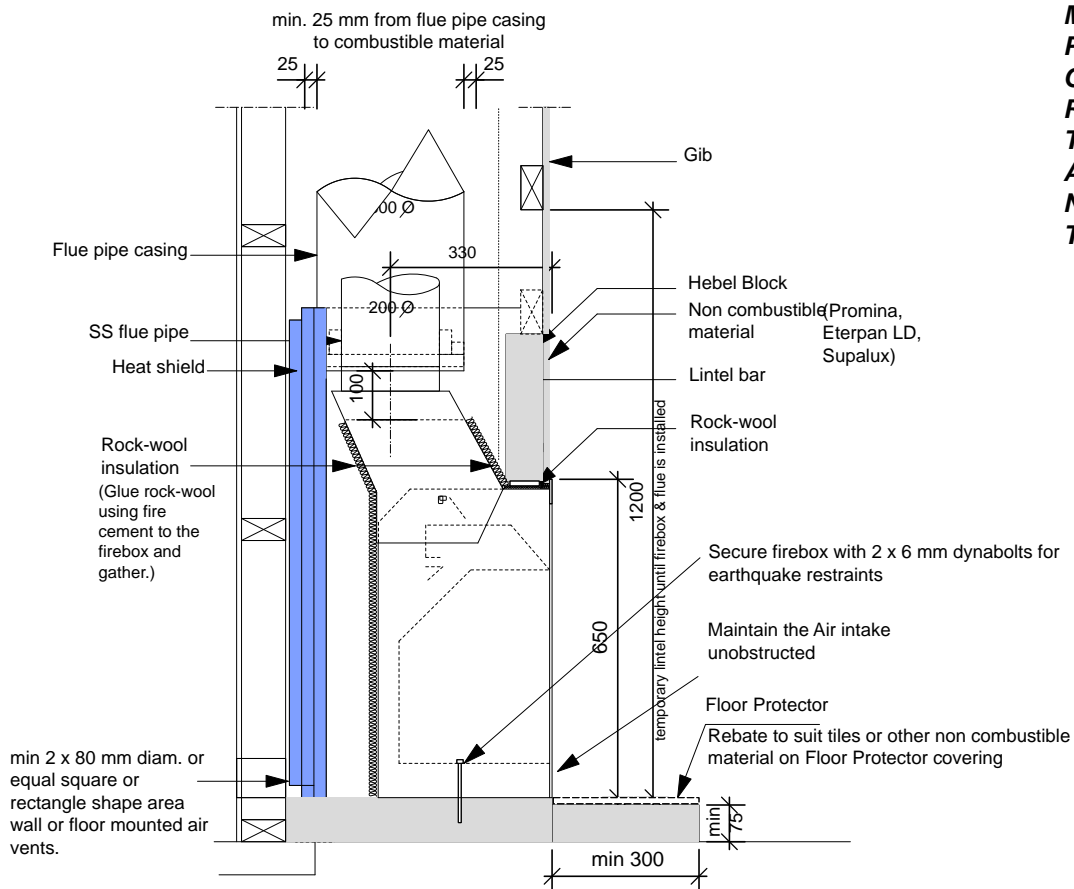
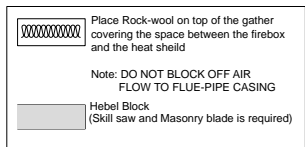


Title:	JM 600 U box and offset gather		The Fireplace Ltd Ph: 09 623 6996 Fax: 09 623 6997 www.thefireplace.co.nz
Scale:	Not to scale	Drawn:	
Revision:	B	Date:	

A.B

30/07/2004



It is important to ensure the Jetmaster firebox is seated at the required finished Floor Protector level.

All external air vents & ceiling penetrations must be bird and rodent proofed with permanently fixed screen.

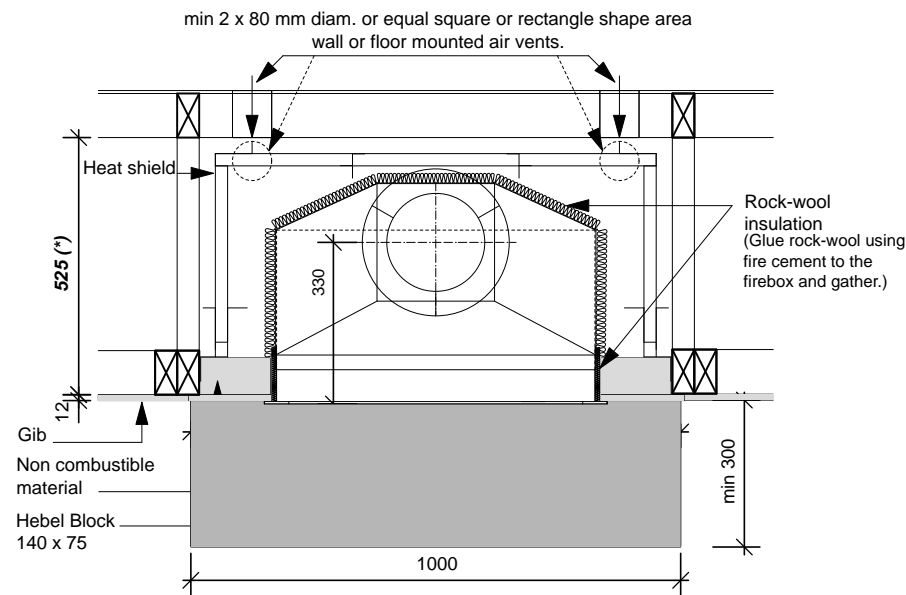
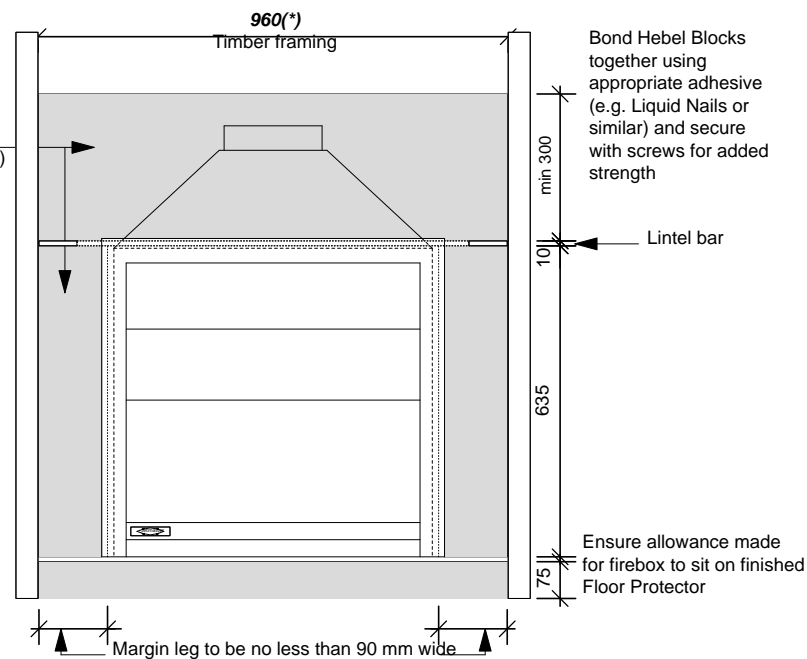
The Fireplace Ltd specifies that allowances must be made for Air Replacement Vents. Please refer to specific Installation Instructions.

Title:	JM 600 U Offset installation into Timber Framing	The Fireplace Ltd Ph: 09 623 6996 Fax: 09 623 6997 www.thefireplace.co.nz
Scale:	Not to scale	
Revision:	B	
Date:	30/07/2004	

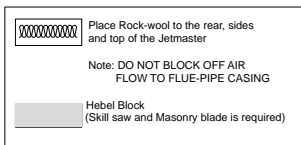
Non combustible material (Promina, Eterpan LD, Supalux)

I M P O R T A N T Where an internal wall board finish is required around the fireplace, ensure allowance is made to place non combustible internal wall lining (e.g. Promina, Eterpan LD, Supalux) to cover the extent of the Hebel Block surround.

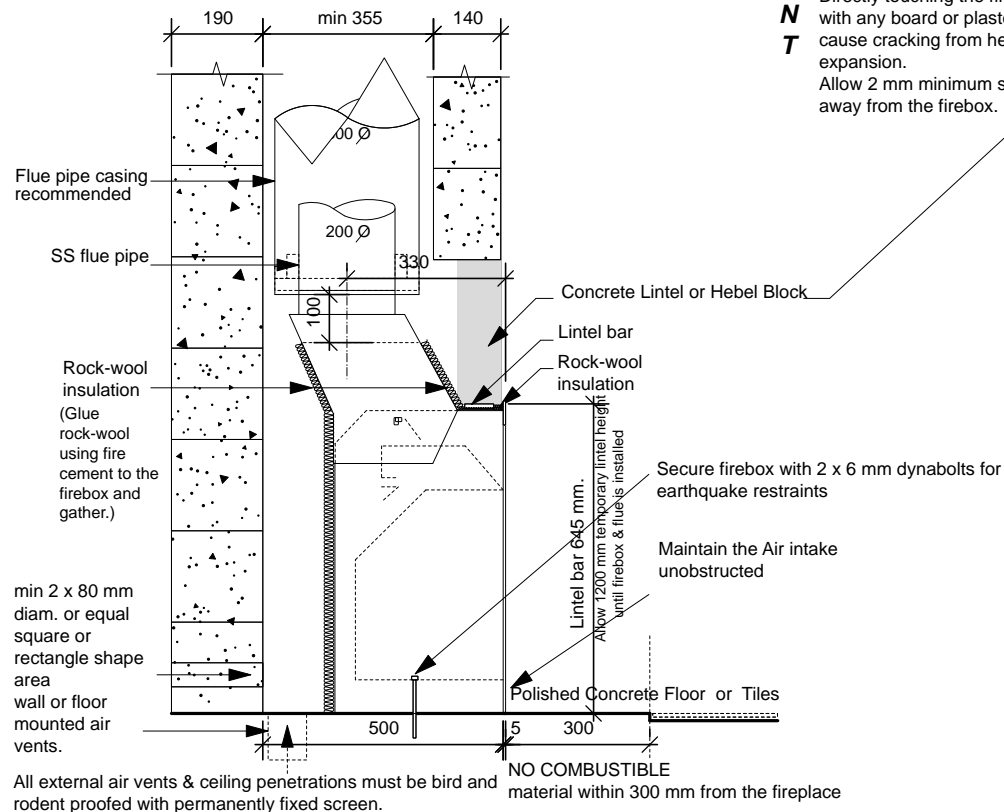
Directly touching the firebox with any board or plaster will cause cracking from heat expansion. Allow 2 mm minimum space away from the firebox. Under no circumstance is the width of vertical margins legs to be less than 90 mm and the height of the margin lintel to be less than 300 mm.



(*) Please note that these dimension (Based on Hebel Block margins) are the absolute minimum size - widths and depths may be increased if desired.



IMPORTANT NO combustible material into chimney chase



I Where an internal wall board finish is required around the fireplace, ensure allowance is made to place non combustible internal wall lining (e.g. Promina, Eterpan LD, Supalux) to cover the extent of the Hebel Block surround.

M Directly touching the firebox with any board or plaster will cause cracking from heat expansion. Allow 2 mm minimum space away from the firebox.

P

O

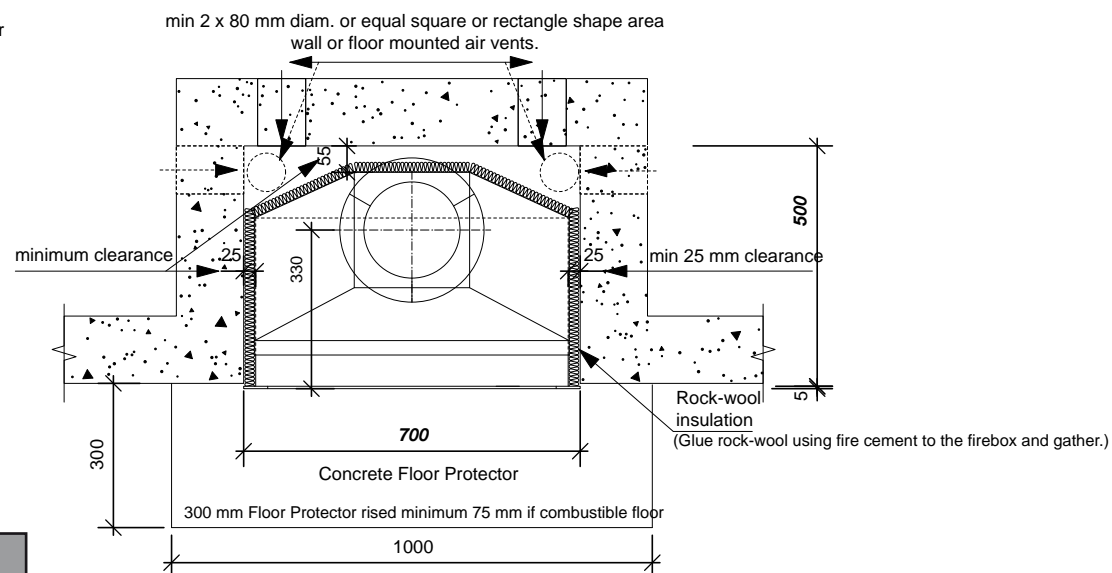
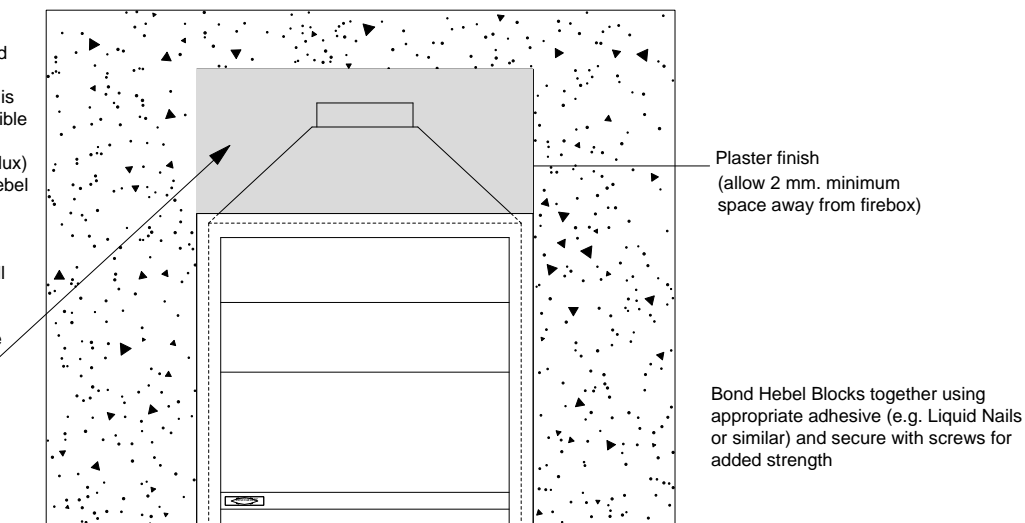
R

T

A

N

T



The Fireplace Ltd specifies that allowances must be made for Air Replacement Vents. Please refer to specific Installation Instructions.

Title:	JM 600 U Offset installation into Masonry		The Fireplace Ltd Ph: 09 623 6996 Fax: 09 623 6997 www.thefireplace.co.nz
Scale:	Not to scale	Drawn:	
Revision:	B	Date:	