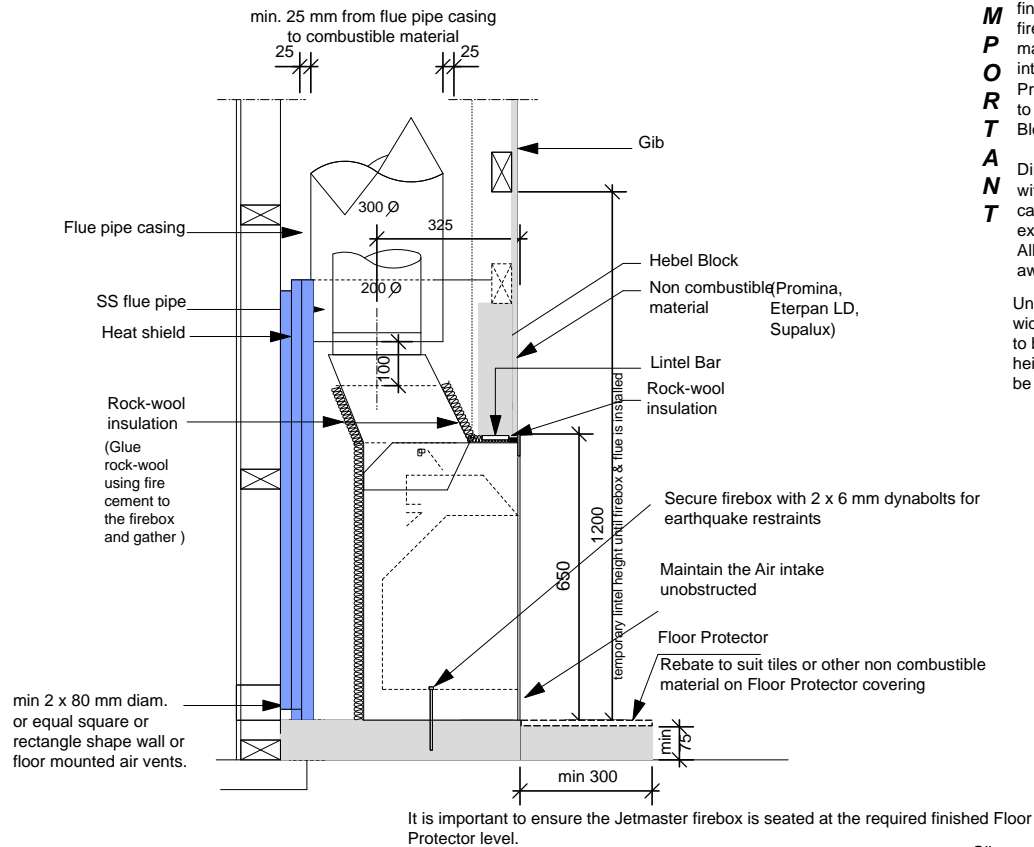
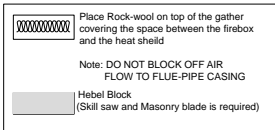


Title:	JM 500 U box and offset gather		<b>The Fireplace Ltd</b> Ph: 09 623 6996 Fax: 09 623 6997 <a href="http://www.thefireplace.co.nz">www.thefireplace.co.nz</a>
Scale:	Not to scale	Drawn:	
Revision:	B	Date:	





All external air vents & ceiling penetrations must be bird and rodent proofed with permanently fixed screen.

**The Fireplace Ltd specifies that allowances must be made for Air Replacement Vents. Please refer to specific Installation Instructions.**

(\*) Please note that these dimension (Based on Hebel Block margins) are the absolute minimum size - widths and depths may be increased if desired.

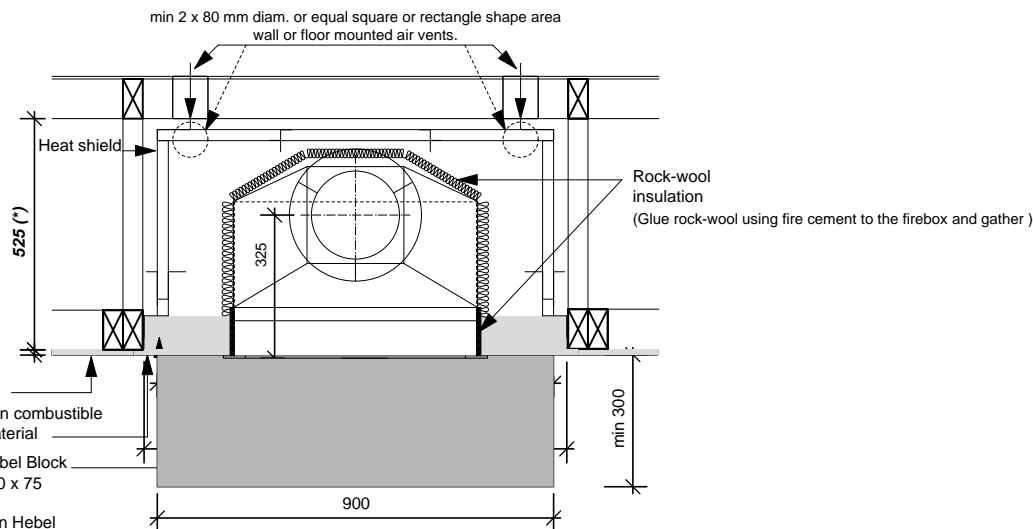
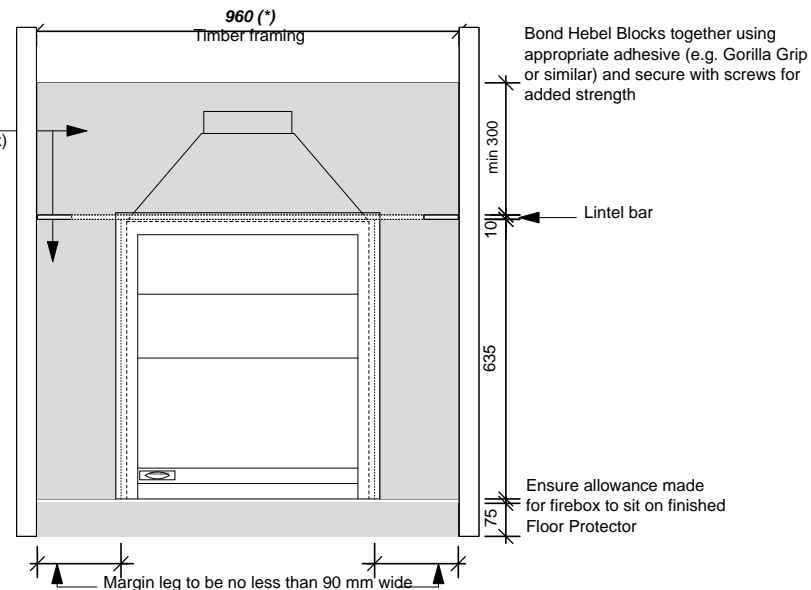
Non combustible material (Promina, Eterpan LD, Supalux)

**I  
M  
P  
O  
R  
T  
A  
N  
T**

Where an internal wall board finish is required around the fireplace, ensure allowance is made to place non combustible internal wall lining (e.g. Promina, Eterpan LD, Supalux) to cover the extent of the Hebel Block surround.

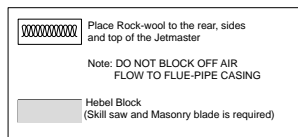
Directly touching the firebox with any board or plaster will cause cracking from heat expansion. Allow 2 mm minimum space away from the firebox.

Under no circumstance is the width of vertical margins legs to be less than 90 mm and the height of the margin lintel to be less than 300 mm.



Title:	JM 500 U Offset installation into Timber Framing		<b>The Fireplace Ltd</b>  Ph: 09 623 6996 Fax: 09 623 6997  www.thefireplace.co.nz
Scale:	Not to scale	Drawn:	
Revision:	B	Date:	

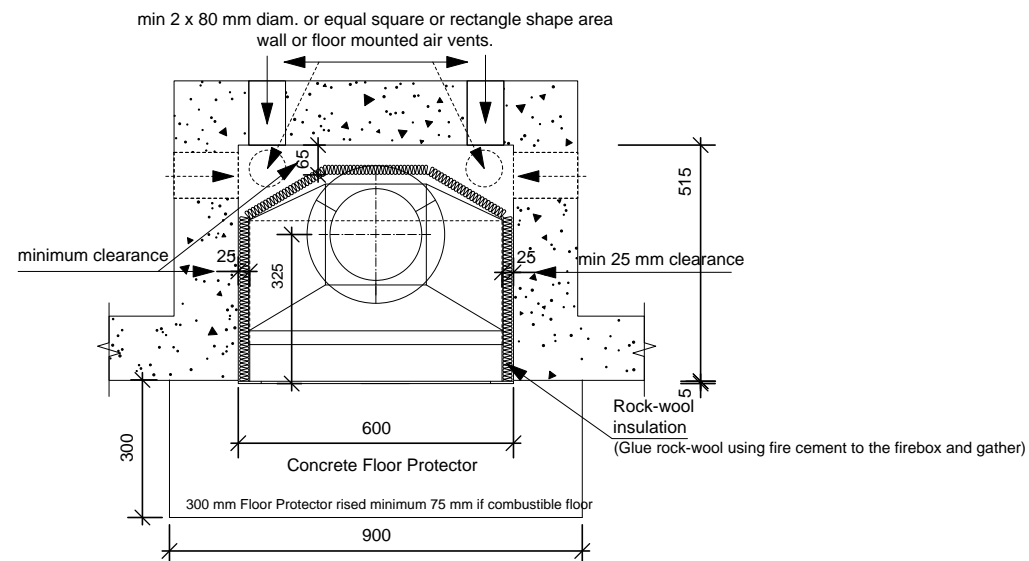
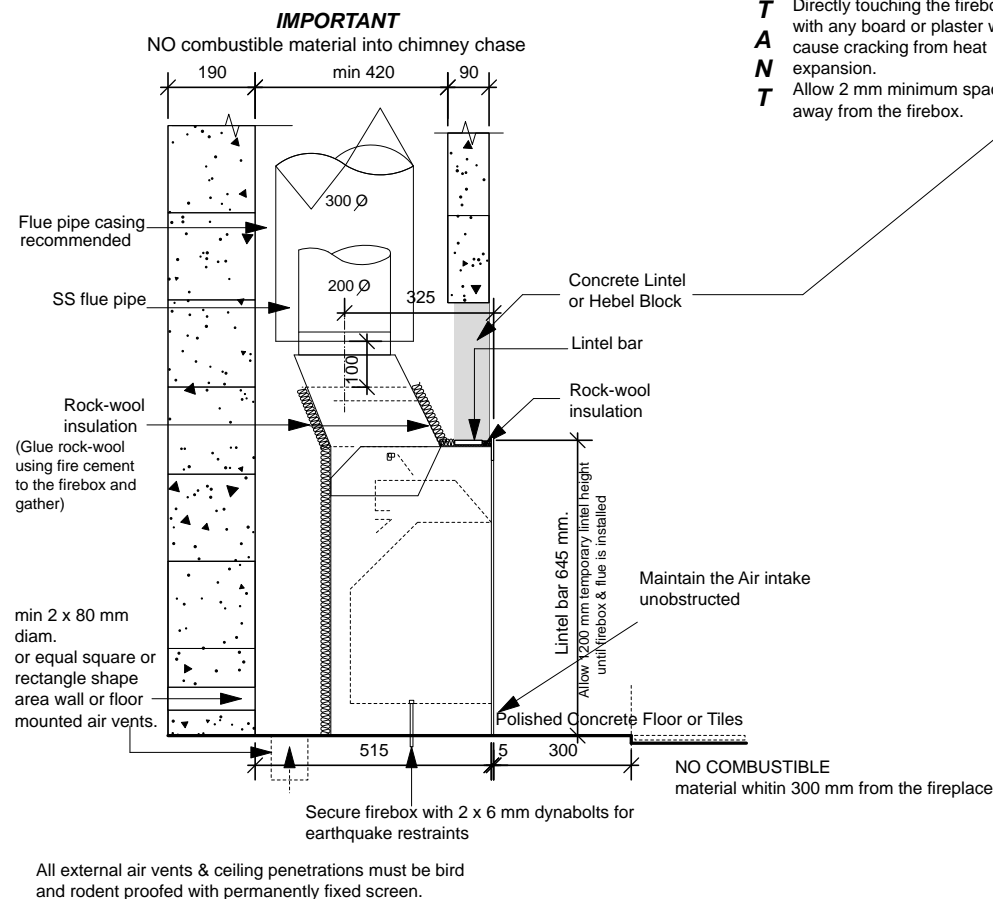
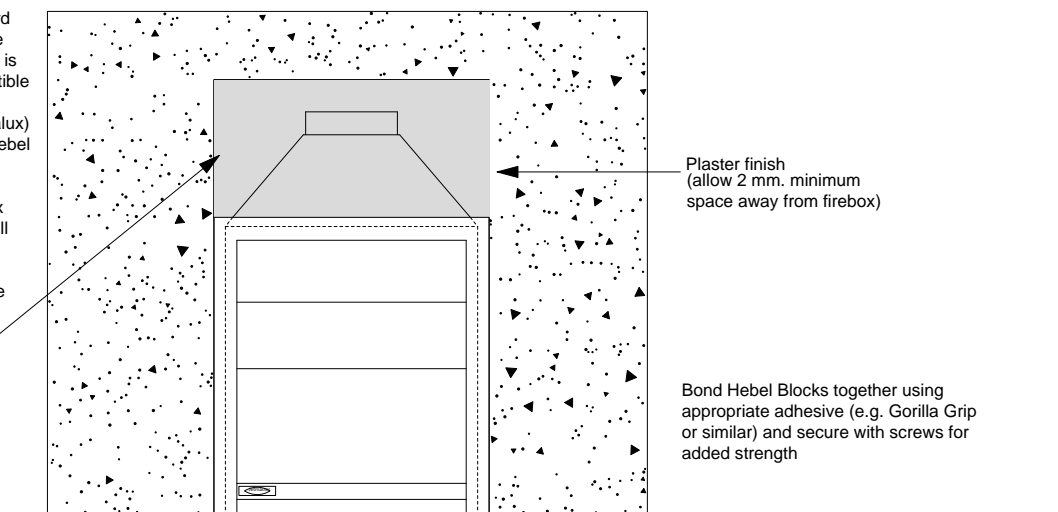




**I  
M  
P  
O  
R  
T  
A  
N  
T**

Where an internal wall board finish is required around the fireplace, ensure allowance is made to place non combustible internal wall lining (e.g. Promina, Eterpan LD, Supalux) to cover the extent of the Hebel Block surround.

Directly touching the firebox with any board or plaster will cause cracking from heat expansion. Allow 2 mm minimum space away from the firebox.



**The Fireplace Ltd specifies that allowances must be made for Air Replacement Vents.**  
**Please refer to specific Installation Instructions.**

Title:	JM 500 U Offset installation into Masonry		<b>The Fireplace Ltd</b>  Ph: 09 623 6996 Fax: 09 623 6997  www.thefireplace.co.nz
Scale:	Not to scale	Drawn:	
Revision:	B	Date:	

