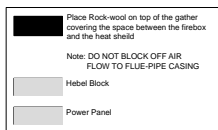


Title:	JM 1200 box and gather		The Fireplace Ltd Ph: 09 623 6996 Fax: 09 623 6997 www.thefireplace.co.nz
Scale:	Not to scale	Drawn:	
Revision:	B	Date:	

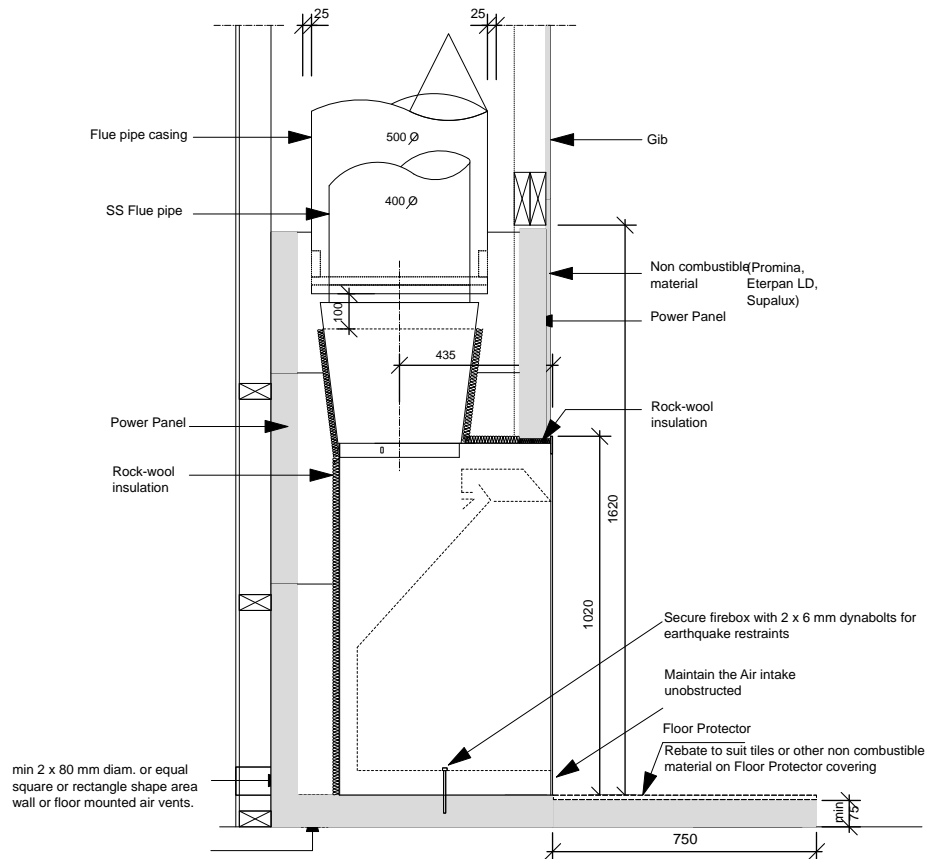
A.B

30/07/2004



(*) Please note that these dimension (Based on Hebel Block margins) are the absolute minimum size - widths and depths may be increased if desired.

min 25 mm. from flue pipe casing to combustible material



All external air vents & ceiling penetrations must be bird and rodent proofed with permanently fixed screen.

It is important to ensure the Jetmaster firebox is seated at the required finished Floor Protector level.

The Fireplace Ltd specifies that allowances must be made for Air Replacement Vents. Please refer to specific Installation Instructions.

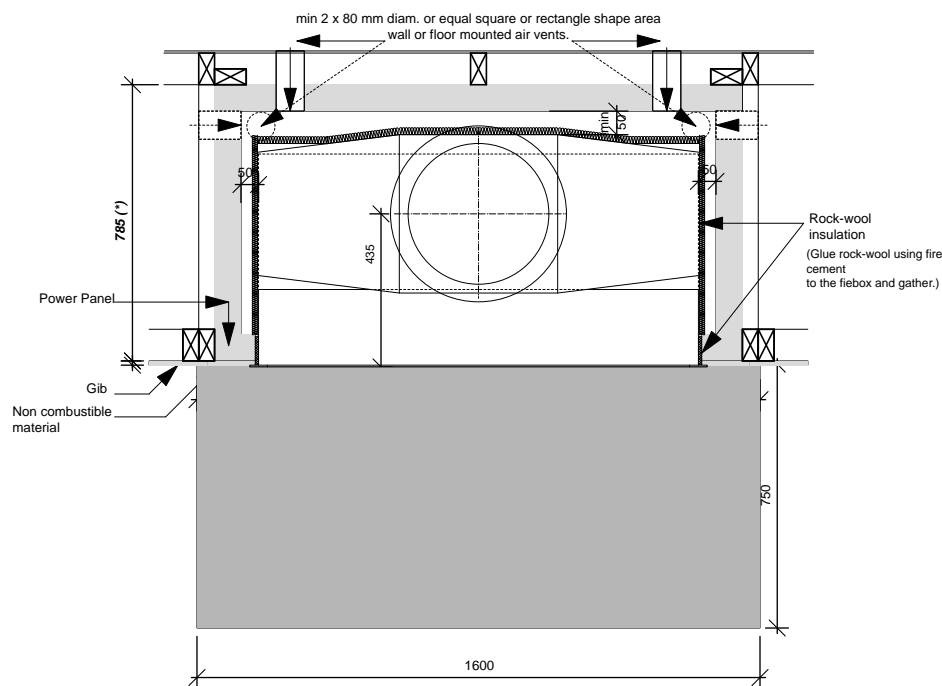
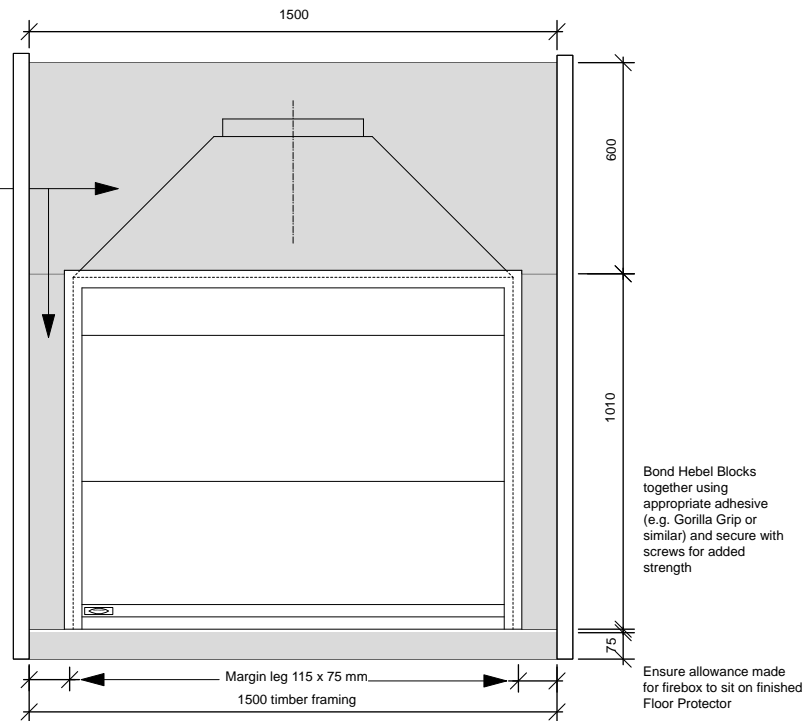
**I
M
P
O
R
T
A
N
T**

Where an internal wall board finish is required around the fireplace, ensure allowance is made to place non combustible internal wall lining (e.g. Promina, Eterpan LD, Supalux) to cover the extent of the Super panel surround.

Directly touching the firebox with any board or plaster may cause cracking from heat expansion. Allow 2 mm minimum space away from the firebox.

Under no circumstance is the width of vertical margins legs to be less than 90 mm and the height of the margin lintel to be less than 450 mm.

Non combustible material (Promina, Eterpan LD, Supalux)



Title:	JM 1200 installation into Timber Framing		The Fireplace Ltd Ph: 09 623 6996 Fax: 09 623 6997 www.thefireplace.co.nz
Scale:	Not to scale	Drawn:	
Revision:	B	Date:	

